

Ceramic Shear Triaxial Accelerometer

Miniature IEPE Triaxial Accelerometer, with TEDS Option

The Type 8763B... triaxial accelerometer measures vibration in three orthogonal axes. This 10.9 mm [0.43 in] cube accelerometer has a $\pm 50, 100, 250, 500, 1,000$ and $2,000$ g measuring range with a low mass.

- Miniature, low mass cube
- Qty: 3, 5–40 threaded holes for mounting ease
- M4.5 and $\frac{1}{4}$ -28, 4 pin connector options
- Hermetic, titanium construction
- Low base strain sensitivity
- Voltage output
- Ceramic shear sensing element
- TEDS option
- Water resistant IP68 (up to 10 bars) option available
- Conforming to CE

Description

Type 8763B... is an IEPE (Integrated Electronics Piezoelectric) triaxial accelerometer permitting vibration measurements in three mutually perpendicular axes: x, y and z.

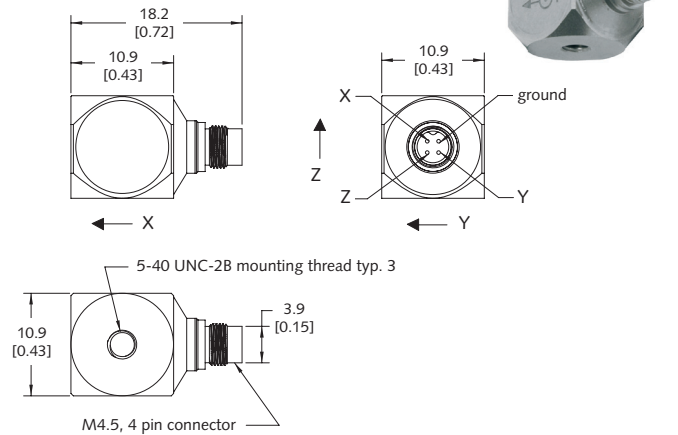
Type 8763B... uses Kistler shear element technology, assuring high immunity to base strain. The welded titanium construction provides a lightweight hermetic housing. The miniature 4 pin ceramic insulated connector provides long-term stability over the operating temperature range. An integral silicone cable variant is available for application of underwater vibration testing at up to 10 bars [150 psi]. In addition to adhesive mounting, Type 8763B... has three 5–40 threaded holes for flexible stud mounting on a test object, fully utilizing each mounting side of the cube design. Additionally, three threaded holes provide reliable mounting for calibration of each orthogonal axis. See PiezoStar® triaxial Type 8766A... for high temperature $165\text{ }^{\circ}\text{C}$ [$+330\text{ }^{\circ}\text{F}$] and other frequency response options.

Application

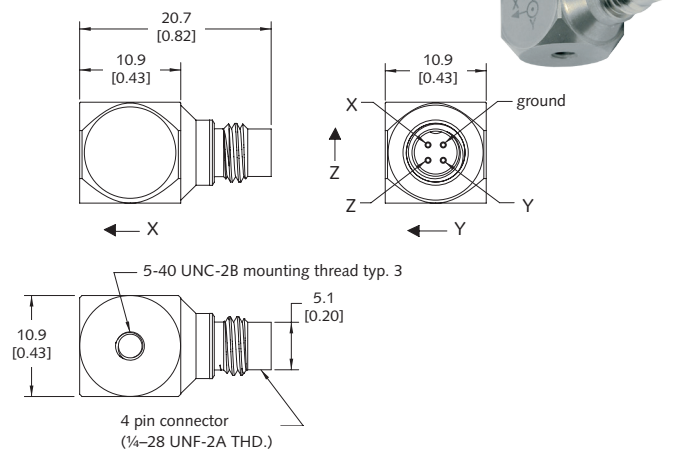
Type 8763B... provides wide frequency response in each axis, ideal for dynamic vibration measurements. It is well-suited for lightweight structures. Kistler Type 1784B...K03 is a M4.5, 4 pin to 3x BNC breakout cable. In addition, the Kistler M4.5, 4 pin sensor connector can be adapted for use with traditional $\frac{1}{4}$ -28, 4 pin compatible cables, using the Kistler Type 1784AK02 extension cable. Other $\frac{1}{4}$ -28, 4 pin breakout cables include: Type 1756C...K03/K04 and flexible Type 1734A...K03 cables.

Type 8763B...


Type 8763B...A



Type 8763B...B



Type 8763BxCBsp



8763B_000-928e-12.16

Technical Data

Type	Unit	8763B050...	8763B100...	8763B250...	8763B500...	8763B1K0...	8763B2K0...
Acceleration range	g	±50	±100	±250	±500	±1,000	±2,000
Acceleration limit	g	±100	±200	±500	±1,000	±2,000	±2,000
Threshold (1 Hz ... 10 kHz), nom.	g_{rms}	<0.0004	<0.0006	<0.0015	<0.0025	<0.0035	<0.0045
Sensitivity, at 100 Hz, 10 g_{rms}	mV/g	100±15 %	50±15 %	20±15 %	10±15 %	5±15 %	2.5±15 %
Resonant frequency, nom.	kHz	35	35	55	55	55	55
Frequency response, ±5 % ±10 %	Hz	0.5 ... 7,000 0.3 ... 10,000	0.5 ... 7,000 0.3 ... 10,000	1 ... 10,000 0.7 ... 15,000	1 ... 10,000 0.7 ... 15,000	1 ... 10,000 0.7 ... 15,000	1 ... 10,000 0.7 ... 15,000
Amplitude linearity	%FSO	±1					
Transverse sensitivity, max. 5 %	%	2.5					

Environmental

Base strain sensitivity @250 $\mu\epsilon$	$g/\mu\epsilon$	0.002	0.002	0.005	0.005	0.005	0.005
Shock (1 ms pulse width), max.	g	5,000					
Vibration, max.	g	200	400	1,000	2,000	2,000	2,000
Operating temperature range	°C [°F]	-54 ... 100 [-65 ... 210]	-54 ... 100 [-65 ... 210]	-54 ... 120 [-65 ... 250]			
Time constant	s	≥0.8	≥0.8	≥0.4	≥0.4	≥0.4	≥0.4
Temp. coeff. of sensitivity, -54 ... 24 °C [-65 ... 75 °F] 23 ... 100 °C [75 ... 210 °F]	%/°C [%/°F]	0.18 [0.10] 0.01 [0.006]	0.18 [0.10] 0.01 [0.006]	0.18 [0.10] -0.04 [-0.02]	0.18 [0.10] -0.04 [-0.02]	0.18 [0.10] 0.02 [0.01]	0.18 [0.10] 0.02 [0.01]

Output

Bias, nom.	VDC	13					
Impedance	Ω	<100					
Current	mA	2					
Voltage, F.S., nom.	V	±5					

Supply

Current, nom.	mA	2 ... 18					
Voltage	VDC	22 ... 30					

Construction

Weight	Type 8763BxAx	grams	4.5	4.5	3.6	3.6	3.6	3.6
	Type 8763BxBx	grams	5.0	5.0	4.1	4.1		
Case material			Titanium					
Sealing-housing/connector	seal		Hermetic					
Sealing - Type 8763B...CBsp integral cable option	type		IP68 - tested for 16 bars during 48 hours					
Mounting torque	N·m [lbf/in]		0.7±0.07 [6.2±0.7]					
Connector	Type 8763BxAx Type 8763BxBx Type 8763BxCBsp	type	M4.5, 4 pin ¼-28, 4 pin integral cable terminated with 4 pin (¼-28)					

1 g = 9.80665 m/s², 1 in = 25.4 mm, 1 Gram = 0.03527 oz, 1 lbf-in = 0.113 N·m

Accessing TEDS Data

Accelerometers with a "T" suffix are variants of the standard version incorporating the 'Smart Sensor' design. Viewing an accelerometer's data sheet requires a TEDS compatible data acquisition system. Their Interface provides negative current excitation (reverse polarity) altering the operating mode of the PiezoSmart® sensor, allowing the program editor software to read or add information contained in the memory chip.

Mounting

Reliable and accurate measurements require that the mounting surface be clean and flat. The sensor can be attached to the structure with wax or adhesive or using the supplied adaptor stud. The instruction manual for Type 8763B... provides detailed information regarding mounting surface preparation.

Accessories Included

- | | |
|--|------|
| Type | |
| • Mounting stud, 5-40 to 10-32 | 8416 |
| • Mounting wax (except for integral cable sensors) | 8432 |
| • Mounting stud, 5-40 to M6 | 8418 |

Optional Cables**

- | | |
|---|----------------|
| Type | |
| • Fluoropolymer jacketed breakout cable, ¼-28, 4 pin (neg.) to 3x BNC (pos.); (xx = length: 3, 5, 10 meters) | 1756CxxK04 |
| • Fluoropolymer jacketed breakout cable, M4.5 4 pin (neg.) to 3x BNC (pos.); (xx = length: 1, 3, 5 & 10 meters) | 1784BxxK03 |
| • Fluoropolymer jacketed cable, M4.5, 4 pin (neg.) to ¼-28, 4 pin (pos.); (length = 0.5 and sp meters) | 1784AK02 |
| • Flexible silicone jacketed breakout cable, ¼-28, 4 pin (neg.) to 3x BNC (pos.); (xx = length: 1, 3, 5, 10 meters) | 1734AxxK03/K04 |

Optional Accessories

- | | |
|---|---------|
| Type | |
| • 5-40 stud to 10-32 stud, ground isolated mounting base | 8400K06 |
| • 5-40 stud to M6 stud, ground isolated mounting base | 8400K04 |
| • 5-40 stud, ground isolated adhesive mounting base | 8440K01 |
| • 5-40 to M6 stud | 8418 |
| • 5-40 stud to 5-40 Hex | 8420 |
| • Adhesive, ground isolated mounting base, 5-40 threaded hole | 8434 |
| • Magnetic mounting base, 5-40 threaded hole | 8450A |

Ordering Key

Type 8763B...

Measuring Range

±50 g	050
±100 g	100
±250 g	250
±500 g	500
±1,000 g	1K0
±2,000 g	2K0

Connector

M4.5, 4 pin (pos.)	A
Standard, ¼-28, 4 pin (pos.) [only in 50, 100, 250 & 500 g ranges]	B
Waterproof IP68	C

Variants/TEDS Templates

Base model (without TEDS)	B
Default, IEEE 1451.4 V0.9 Template 0 (UTID 1)*	T
IEEE 1451.4 V0.9 Template 24 (UTID 116225)*	T01
LMS Template 117, Free format Point ID*	T02
LMS Template 118, Automotive Format (Field 14 Geometry = 0)*	T03
LMS Template 118, Aerospace Format (Field 14 Geometry = 1)*	T04
P1451.4 V1.0 template 25 - Transfer Function Disabled*	T05
P1451.4 V1.0 template 25 - Transfer Function Enabled*	T06

* With A & B connectors type only as a standard. For any combination of both TEDS and Waterproof capabilities, please contact Kistler.

Cable Length

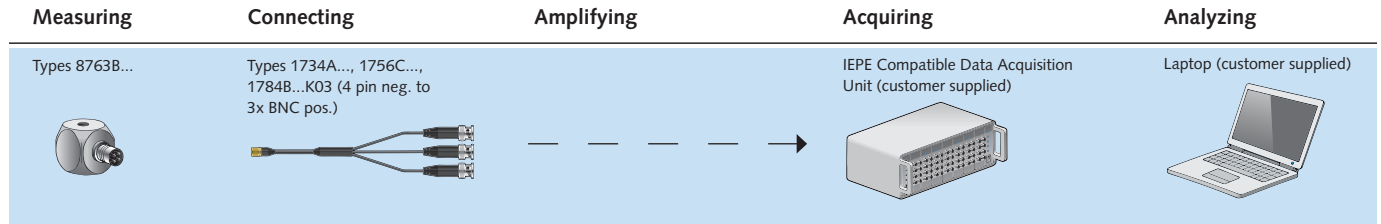
To be specified upon order (for integral cable waterproof Type 8763BxCB only) – Max. = 20 m	SP
No integral cable (A & B connector options)	—

8763B_000-928e-12.16

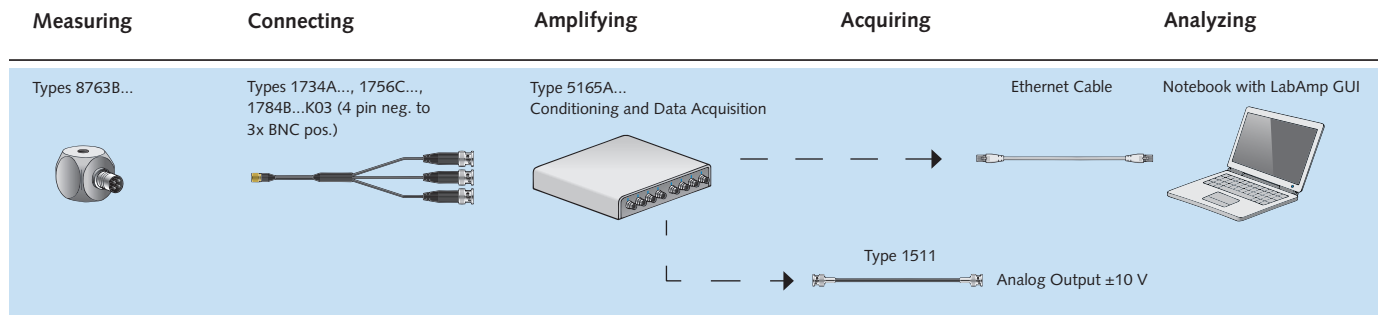
** Special lengths available; please contact Kistler

Measuring Chains

IEPE Sensor and Customer IEPE Compatible DAQ



IEPE Sensor and Kistler LabAmp



Note: Type 1784B...K03 is used for Type 8763B...A...;
Type 1756C... and Type 1734A... are used for
Type 8763B...B... and Type 8763B...CBsp

8763B_000-928e-12.16